



# Northwest Washington Woodturners

A Local Chapter of the American Association of Woodturners

Monthly Newsletter for March 2011



## Northwest Washington Woodturners....

meets every third Thursday of the month except April when the meeting is held the fourth Thursday. There is no meeting in December.

We meet at Hillcrest Park Lodge in Mt. Vernon WA. Exit I-5 at Kincaid street, exit 226. Turn east up Kincaid to So. 13th, turn right on 13th. Hillcrest Park is approx. six blocks south on 13th. The lodge is located in the Northwest corner of the parking lot beyond the tennis courts. Meetings are open to anyone interested in wood turning. All skill levels from beginners to advanced turners are welcome.

March Meeting

Page 1 - 2

March Demonstration

Page 3

John Jordan Demonstration

Page 4

President's Letter

Page 5

Coming Events

Page 6 - 8

Mentoring News

Page 9

Turning Accessories / Library

Page 10

Classifieds and Contacts

Page 11 - 12

## March Meeting

We started our March meeting with a delicious meatball stroganoff on egg noodles dinner, green peas, rolls, green salad, and three excellent dessert choices. Shirley Butters just keeps coming up with meals that you always look forward to.

Our president George Way started the meeting with a couple of hand outs. The first was a listing of basic turning and basic bowl turning resources. Listed were books and videos by noted turners and was meant as a good place to look for learning more about turning. The other handout was a pattern and details of how to make "The Little Ripper" a handy band saw sled designed by Bob Doop and drawn by Rick Anderson.

George reminded us about our "Tops for Tots" project and that the club goal is for 1000 tops by December. If we each turn 10 tops we should easily meet our goal. We now have a "Top Box" which will be available at each club function and there appears to be a couple dozen very attractive tops already

There is now a cookie sign up sheet that will be at the front table at each meeting, please plan to sign up for one of the meeting dates, with the number of members we have you will not have to sign up again for at least a couple of years.

George introduced Jesse Charette as our new co-chair for membership and Rick Erb as a new board member.

New members this month are Jocelyne & Mark Fallgatter, Chuck Nelson, and Andy Leffler. We would like to welcome them to our club and hope to see them join in on all the benefits we have to

Dave Blair our events chairman spoke about the upcoming Woodfest, which will be at the Sedro Woolly High School on April 2nd and 3rd. We have space available for you to bring items for sale and two or three lathes will be set up to use for demos. There is a sign up sheet or contact Dave as soon as you can if you plan to help with demos and if you have items for sale. It really helps with planning. Dave mentioned that food and snacks will be available also.

## March Meeting Cont.

George said the “Shop Tours” program is on track and the Anacortes area is planned for April 9th with 7 shops to tour. Addresses and directions will be emailed once the schedule is set. The Bellingham area will be on June 11th and the Snohomish area will be in September. This can be a very enjoyable day for both the person who opens their shop and the folks who come to visit. We can learn a lot from each other when we get a chance to see how others have their shops set up and how they work. The little tips you see or hear often will help you become more proficient and you may find an easier way to do some task you have been struggling with.

George mentioned again the AAW “One Good Turn Project”. All members are encouraged to contribute a turning. The items will be sold for \$25.00 as a souvenir at the 25th National Symposium. The proceeds will be reserved for educational outreach and technical development. Bill Rawls will collect, organize and ship our items to the AAW HQ in time for the sale.

The Woodturners of Olympia are going to have their “Creativity in Woodturning Symposium” on July 23rd, 2011 this year. They have many interesting programs planned along with two nationally known turners Mike Mahoney and Steven Hatcher.

The contact is Al Price 326-791-0396 or Email [aprice44@aol.com](mailto:aprice44@aol.com) or you can register on-line at <http://www.woodturnersofolympia.org>

George reiterated the importance of returning the items that you have checked out of the club library. He read a lengthy list of noted personalities who are on this list, with hopes that they would one day return the items they have on loan.

Dennis Shinn pointed out that there will not be a Saw Dust Saturday this month due to the John Jordan classes. Dennis said that the April session would be on “Natural Edged Bowls” and the sign up sheet would be available at the April meeting. The May session will be “Chain Saw Care and Maintenance” at the Jerry Holmes shop. Dennis said Jerry would also demonstrate cutting down a tree and that he would drop it on a cup.


George also mentioned the Ellensburg camping and turning event planned for July 16th to 23rd. Julian Lee is our contact for this event. It is running in conjunction with the Carving Academy Seminar at the Ellensburg Rodeo Grounds. This should be a week of fun for all who are interested.

Saturday July 17th is the annual Children’s Art Fair at Hillcrest Lodge. We will have lathes set-up for top turning and need volunteers to help with the turning. After you have turned 10 or 15 tops with children watching you need a break, so do your friends a “good turn” and join the fun, don’t make it a struggle for the few who are usually there.

*Richard Mabie*

# What to do with All That Wood!

Each month there is at least one and often two large tables covered with chunks of wood, large and small, mostly from around the local area. All this wood is donated by various members of the club but it would be a disservice not to point out that Jerry Holmes is by far one of the most frequent and prolific contributors. We owe Jerry, and all the others a large *thank you* for taking the time and trouble to bring all this wood in for our wood raffle. Speaking of the wood raffle, we sometimes forget that the proceeds from the raffle make it possible for the club to bring in name talent for meeting demonstrations, purchase and maintain our audio/visual equipment and all the other club assets. There's usually more than enough wood to go around so buy a raffle ticket (or three). Whether you score a chunk of wood or not, you benefit from helping fund the projects that help us all become better turners. Now that we've got a nice piece of wood for the lathe, what do we do with it? How do we reveal all the figure inside or best display the beauty of the grain within? This was the main topic of the March meeting with Bob (Doo), Rick (Anderson) and Jerry (Holmes) offering advice on how to take advantage of all that nature has stored away inside.



Here Bob demonstrates his "Little Ripper" bandsaw fixture for preparing a piece with the pith located precisely on opposite sides. By carefully positioning the pith this way the inevitable shrinkage and warping of the finished piece can be reasonably predicted. Turned fairly thin, the stress within the wood as it dries

will bend and warp the sides and not be prone to cracking. This is a great technique to use on small logs or large branch wood.

Another mystery to a lot of us is how to find the best figure, or 'flame' as it's referred to, within a nice piece of crotch wood. Rick explained that the prized grain pattern lies along the plane where the two branches

or trunks meet that formed the crotch. It's important to examine the crotch and insure that where the two parts meet forms slight ridge. This is a good indication that there's no bark inclusion that would extend down into the crotch and render the piece useless as far as a crotch grain piece. Some of the most prized wood that often shows up on our raffle table is maple burl.

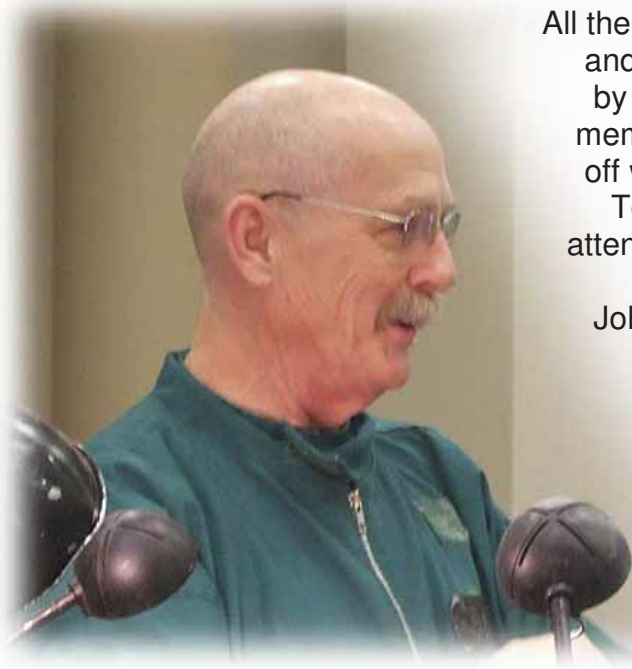


Jerry showed us how to orient a piece to maximize the grain pattern from the 'roots' of the burl as well as the bird's eye figure that's revealed across the surface of the burls. Many thanks to Bob, Rick and Jerry for helping to demystify the task of orienting a piece of Wood on the lathe. Now it's your turn. What's your special or unique approach to wood turning? We see a lot of interesting work on our gallery table each month. It would be great to have you give a short presentation on how you produced it.



*Dennis Shinn*

# John Jordan Demonstration




All the hard work and planning by our board members paid off with a next To capacity attendance for our John Jordan all day demonstration.



Special thanks to Bob Doop our program chair man for putting this together. Of course It wouldn't have been possible without the contribution from all those who helped make it a success: our audio/visual crew, and all the others who helped organize and make the program the success that it was.



John's presentation provided a day's worth of valuable turning instruction along with his special brand of humor and dialog. Proper maintenance of the lathe is a major component of success in turning. John illustrated the more important daily chores that help keep the lathe in good shape. He stressed the importance of careful initial layout to achieve the most pleasing effect from the wood grain and proper balance of



color. His secret for maintaining the color contrast between light sapwood and darker heartwood in species such as walnut is getting rid of as much free water in the piece as possible. A variety of drying process was discussed along with wall thickness, orientation of the pith, etc. Stay tuned for more upcoming events! *Dennis Shinn*



# President's Letter

We have just finished one of the most successful events ever done by our club. The John Jordan all day workshop was attended by 116 people from all over Washington State and British Columbia. Close to half the attendees were from our club with a little more than half from other clubs around the northwest. We'll have one more opportunity to offer a world class presentation this year and I hope the majority of our club takes advantage of it. We're bringing Doug Fisher from British Columbia to demonstrate his amazing platters that have combinations of native (First Nation) art, texturing and off center turning. Please visit his website and watch for our announcement for his scheduled visit in October.

April is going to be busy with Woodfest in Sedro Woolley April 2 & 3, then our shop tours on April 9th. Watch for a separate mailing with specific directions to the six shops located around Fidalgo Island. The tours will begin at 9:30 and will be scheduled every hour at another location except for Les Books who will be offering hot dogs at his amazing shop during the lunch hour. We suggest you make arrangements with friends and meet at the "Park and Ride" area across from the Simik Beach Golf Course. Some of the shops will have limited parking. Even though the shops are scheduled for one hour intervals, the shop owners will be glad to stay later for the late comers.

April's Sawdust Saturday will concentrate on natural edge bowls. There will be a sign-up sheet at the April meeting and the first eight people that sign up and pay the \$5.00 will get the usual top notch instruction. Sawdust Saturdays take place on the last Saturday of the month which will be April 29th.

Our next meeting will be held at the Burlington Community Center (the same location as last year) since we can't use Hillcrest because of the Tulip Festival. The Burlington Community Center is located at 833 Spruce Street. Specific directions will come with the reminder we send prior to the meeting. The program will be given by our local talent and will concentrate on sanding techniques.

July is getting closer and there will be multiple opportunities for you to hang out with turners. The top turning event will be July 16th and this is your president's continual push to have you practice your top turning skills by bringing tops to the general meeting. We want to present a respectable number of tops to the appropriate agencies in December and you will feel more comfortable when you help us turn tops for the kids in July.

Besides our usual July general meeting featuring Erik Lofstrom, turning tops for kids and a major presentation offered by the Olympia Club, we have a camping opportunity in Ellensburg for up to two weeks. Our club has the camping area at the Ellensburg Rodeo Grounds reserved between July 10th and July 23rd for camping at \$13 per night. You can bring your trailer or motor home and hang out with woodturners and woodcarvers. We will have our lathes and canopies there and Don Derry has offered to put on a workshop. Mark your calendars.

See you at Woodfest April 2&3, Shop Tours April 9th, and the General Meeting at the Burlington Community Center April 21st.

GW

# Coming Events

## **Wood Fest in Sedro- Woolley April 2<sup>nd</sup> and 3rd Sedro-Woolley High School**

The Northwest Washington Woodturners have historically participated in this event as vendors and demonstrators. Participation by wood working clubs and vendors is used to help cover expenses for this event. The major purpose is to promote wood working in local high schools. Students from area high schools bring their finished and unfinished projects to exhibit and compare.

There will be display and vendor booths from chainsaw carvers, wood turners (us), traditional carvers, wood crafters, artisans, educational exhibits and a food and beverages for sale by the Sedro-Woolley High School Associated Student Body.

I urge as many members who can to either attend or participate in this event. It is fun for all attending and a good place to promote our hobby and help the community.

---

## **Northwest Washington Woodturners**

Present a Camping and Turning Rendezvous in the delightful Eastern Washington City of Ellensburg.

Dates: July 8<sup>th</sup> through 24<sup>th</sup> 2011

Location: North RV Lot, Kittitas Valley Event Center (Ellensburg Rodeo Grounds)

Fees: Daily camping fee, \$13 per rig for hookups to power and water, \$8 per rig or tent for dry camping. Dumpsite available nearby

This is an unstructured camping and outdoor turning get together where like minded folk can relax and share experiences.

Bring your own mini lathe and come for as long as you wish during these dates.

Contact Julian Lee - [julian.s@comcast.net](mailto:julian.s@comcast.net) - Telephone 360 299 2900 To confirm your reservation.

Companion event:

For those turners interested in learning to carve, or improve their carving, there are classes available at Northwest Carvers Academy within the Event Center from July 10<sup>th</sup> through 15<sup>th</sup>. Information on this is available on line at [www.Cascadecarvers.com](http://www.Cascadecarvers.com) and click on "Carving Academy".

# Coming Events

## Coming on October 23<sup>rd</sup> & 24<sup>th</sup> DOUGLAS FISHER!



Douglas Fisher, from Parksville, B.C. on Vancouver Island is one of the rising stars in woodturning with unique artistry and innovative techniques. After a career that ranges from ironworker to drilling and blasting in underground gold mines to delivering sailboats to the Caribbean and across the Atlantic he became a full time professional artist in 1992 and since 1997 has focused on wood sculptures, primarily made using the lathe. Doug collaborated with a British Columbia First Nation artist for several years and now, since his passing, continues to utilize that art for the visual designs in most of his pieces.



Doug did his very first demo at the AAW Symposium in June to rave reviews. I recently attended his all day demo at the Greater Vancouver Woodturners Guild and although this was only his third demonstration, his presentation was equal to or better than many demonstrators who have been doing demos for years. The day was very educational, focusing on his techniques which have the potential to be applied in many different ways to our own turning. His works make use of multi-center turning techniques while his unique finishing utilizes inks and stains applied in multiple layers to attain an “old wood” patina that is quite wonderful. In between the turning and finishing, he carves, textures and burns.

His finished works are beautiful! Be sure to check out Doug’s work at [www.douglasjfisher.com](http://www.douglasjfisher.com) You can also see several pieces of Doug’s work on display at The Fairhaven Originals Gallery in the Fairhaven District of Bellingham

Douglas has agreed to present an all day demo next October 22nd! On October 23<sup>rd</sup> Doug will lead a class on his techniques and is willing to lead a second class on October 24<sup>th</sup> if enough turners are interested. Complete details will be developed and presented within the next couple of months so set these dates aside!

For additional information contact: Rick Anderson  
[vicepresident@nwwwt.org](mailto:vicepresident@nwwwt.org)



# Mentoring News

## **MENTORING NEWS**

Don't forget that our Basic Mentoring program is available for beginning turners as well as more experienced turners.

Our Basic Mentoring program was created using the AAW Teaching Woodturning Basics teaching guide. The program focuses on learning spindle turning basics as a way to master tool control which can then be applied to most other modes of turning. Our basic turning mentors are George Way, Lucinda Van Valkenburg, Bob Doop, Fred Holder, Dave Blair, Melanie Mankamyer, Jim Short and Rick Anderson.

In addition to the basic mentoring program, we have developed a list of volunteer mentors with expertise in specialty subjects (such as hollowing, texturing, bowl turning, etc.) as well as more advanced turning skills. These mentors stand ready to assist you.....it is a great opportunity to advance your skills.

Printed copies of our mentor lists and their contact info are available on the membership table at our monthly meetings. Be sure to pick up copies and keep them handy for the next time you want to advance your turning skills.

If you have any questions regarding mentoring or need assistance in being connected with an appropriate mentor please feel welcome to call or email me.

Rick Anderson  
360-671-0532  
VicePresident@NWWT.org

### **!! Raffle Wood !!**

Our wood raffle is an important source of income for the club. Please bring any surplus you can scrounge up but try to limit it to something you would enjoy turning yourself.

### **Useful Website Links**


**Note:**  
**Web links have been provided on our website rather than included in the newsletter.**

**Please visit:**  
[www.northwestwashingtonwoodturners.org](http://www.northwestwashingtonwoodturners.org)

# Turning Accessories / Library

## TURNING UP CLOSE

Do you ever wish you could zoom in on small items you are turning? Or when doing detail work on a turned piece? Now you can. MagEyes are here! They are comfortable, light weight and very effective.



We are stocking two styles. The Hobbyist which is open in back (the style that Bonnie Klein touted when she was here last winter).



The 360 which wraps completely around your head w/ Velcro adjustment. Both styles come with two high grade optical quality lenses that provide 1.6X or 2.0X magnification.

Two stronger power lenses ( 2.25X & 2.75X) are also available and we will be stocking a limited number of those. The

stronger the power the closer the focal length. The 1.6X has a focal length of 12-14" and is great for general turning use. The other lenses are more applicable for detail work. It's easy to change from one lens to another.

The MagEyes are very lightweight and comfortable and flip up out of the way in a second. One of the best features is that it is easy to look over them and under them for normal vision without having to move them out of the way. Check them out at [www.mageyes.com](http://www.mageyes.com)

We are able to buy the MagEyes directly at a significant savings to our members. Both styles are priced at \$23 including tax and shipping. Most mail order catalogs charge \$30 plus tax and shipping. The higher powered lenses are \$8 each. Be sure to check them out on the supplies table at the November meeting!

## NEW DVDS IN OUR LIBRARY

We have recently added several new DVDs to our club library. Several will be of particular benefit to our beginning turners while others will be a resource for both beginning and experienced turners. In most cases we ordered 2 copies in order to make these DVDs available to more turners.

Richard Raffan — **TURNING WOOD** (2 copies)

The ideal companion to Raffan's book of the same name. One of the most complete guides to basic turning.

Bonnie Klein — **BASIC TECHNIQUES** (2 copies)

A great guide to basic techniques and their application to some fun projects.

Alan Lacer — **WOODTURNING-GETTING STARTED** (2 copies)

This book talks about all the equipment and tools involved in basic turning. A highly recommended view before starting turning.

Gary Rance — **WOODTURNING TECHNIQUES** (1 copy)

Very well done guide to the basics of woodturning from the perspective of a professional British turner trained in the classical tradition.

Mike Mahoney — **BOWL TURNING BASICS** (2 copies)

Everything you need to know (after mastering basic techniques) to turn beautiful bowls.

AAW's — **FUNDAMENTALS OF SHARPENING** (2 copies)

Features Bonnie Klein, Alan Lacer, John Jordan & Bill Johnston teaching their favorite sharpening techniques.

John Jordan — **AESTHETICS & PROPERTIES OF WOOD** (2 copies)

A 2 DVD set covering properties of wood, preparing wood for the lathe, wood orientation on the lathe and much more. This DVD will be of help to turners at all levels.

Curt Theobald — **INTRODUCTION TO SEGMENTED TURNING**

The title says it all, presented by one of the foremost segmented turners.

Be sure to check these out at our next meeting!

*Les Books*

# Classified Ads

This space is set aside for members to advertise free of charge to sell or purchase tools, wood, etc. Please submit your ad to Ron Wehde (rmwehde@comcast.net) by the last Thursday of the month or submit it to him at the meeting for inclusion in the next months newsletter.

## MORE WOODTURNING

The magazine for turners. Published 10 times a year by Fred Holder.

One yr: \$35.00;

Two yrs: \$70.00;

Three yrs \$105.00.

Electronic version \$25/yr. delivered from More Woodturning online at: [www.morewoodturning.net](http://www.morewoodturning.net)  
Lots of great information for your browsing pleasure.

More Woodturning

PO Box 2168

Snohomish WA 98291-2168

Phone: 360-668-0976

email: [fred@morewoodturning.net](mailto:fred@morewoodturning.net)

## Club Discounts Available:

Show your Club Membership card and get 10% off at Rockler's and Crosscut Hardwoods

**Targo Woods**  
**1104 C Street Bldg. B**  
**Bellingham, WA**

*Just three blocks south of the old site.*

[www.targowoods.com](http://www.targowoods.com) [or]

[www.hardwoodstoget.com](http://www.hardwoodstoget.com)

Local Bellingham wood source for your projects. Hard woods, Burls, Veneers. Wood to replace a leg on a chair, make a whole dining room set or turn a bowl, you will find it at Targo.

Oby says: NWWoodturner Club members will get 10% off on their Purchases.

Save on gas buy local.

## FOR SALE

For Sale: Jet Mini Lathe Model JW-1220 (low hours) comes with three tool rest, Super Nova2 Chuck ~ pin jaws, 2" jaws and Cole Jaws. I'll even throw in the work mate stand all for \$400. Please contact Jim Breiling at 360-331-4480 (Whidbey Island).

**THOMPSON  
LATHE TOOLS**  
*Powder metal and cryogenics is the future  
of woodturning and finally affordable!*

**Doug Thompson** (440) 241-6360  
[www.thompsonlathetools.com](http://www.thompsonlathetools.com)

**Fine Woodturnings by Dave**


**DWAY TOOLS**  
**Dave Schweitzer**  
Home/Studio 360-432-9509  
Cell 206-940-1922  
e-mail [davelu@hctc.com](mailto:davelu@hctc.com)  
3661 E. Pickering Road Shelton, WA 98584

Member of AAW Imported and Local Hardwoods

**Kerf's Products by ShadowWood Too**  
Kerf's Wood Cream  
Kerf's Lavender Wood Lotion  
Kerf's Lemon Luster for Wood

**Anne Collard**  
owner  
phone: 360.738.3369  
fax: 360.647.6789  
email: [annecollard@earthlink.net](mailto:annecollard@earthlink.net)  
website: [www.kerfs.com](http://www.kerfs.com)

# Classified Ads and Contacts



"WOOD N THINGS" BUFFING SYSTEMS  
SCORPION/STINGER HOLLOW VESSEL  
TRUE TURN FACEPLATES and more.

This is my home club.

Therefore, 25% off everything for NWW members  
Call Don Pencil or use code NWW25ALL

WWW.DONPENCIL.COM

360-376-4586 EASTSOUND, WA 98245

## **FOR SALE**

### **BELSAW 9103 PLANER/MOLDING CUTTER**

I have a Belsaw 9103 planer/molding cutter that runs fine but needs blades. Blades run about \$40. The manual is available online and I would be glad to print it out if the buyer doesn't have Internet access. I would like **\$150** for it.

Jan Garlington  
360-668-2392

[janicegarlington@gmail.com](mailto:janicegarlington@gmail.com)

## Club Contacts:

### President

George Way 360-293-7305  
President@nwwwt.org

### Vice President

Rick Anderson 360-319-7600  
VicePresident@nwwwt.org

### Secretary

Richard Mabie 425-774-5996  
Secretary@nwwwt.org

### Treasurer

Greg Anderson 425-501-8088  
Treasurer@nwwwt.org

### Member at Large

Jerry Holmes 360-293-4529  
loggerJerry@hotmail.com

Dennis Shinn 360-854-9909  
hdshinn@eskimo.com

Jean Brock  
jbirock@msn.com

Bill Rawls 360-387-2993  
wrawls@webtv.net

### Programs Chairman

Bob Doop 360-293-4522  
Bob.doop@fidalgo.net

### Membership Chairman

Jesse Charette 360-671-0163  
Membership@nwwwt.org

### Education Chairman

Rick Anderson 360-319-7600  
rick@gardenarches.com

### Sawdust Saturday Chairman

Dennis Shinn 360-854-9909  
hdshinn@eskimo.com

### Events Chairman

Dave Blair 360-733-3911  
dlblair39@comcast.net

### Newsletter

Ron Wehde 425-745-9851  
Newsletter@nwwwt.org